

ORISSA TRIBAL EMPOWERMENT AND LIVELIHOODS PROGRAMME (OTELP)

ITDA, BALIGUDA

BALANCE SHEET AS ON


Amount in Rs.

<u>LIABILITIES</u>	Sch. No.	31st March 2011	31st March 2010
CAPITAL FUND			
As per Last Balance Sheet		99,784,192.81	87,002,933.26
Add: Surplus -Excess of Income Over Expenditure		(21,490,201.22)	12,781,259.55
TOTAL		78,293,991.59	99,784,192.81
 ASSETS			
<u>Current Assets Loans Advances</u>			
Cash/ Postage in Hand		5,449.00	1,294.00
Cash At Bank-Saving Bank Account		6,502,743.81	6,118,302.81
Cash At Bank-Short Term deposit		19,000,000.00	10,000,000.00
Balances With FNGOs	2	2,688,910.25	1,832,085.75
Balances With VDCs	3	44,376,150.83	73,986,808.25
Security Deposit	4	9,475.00	9,475.00
Advances / Receivable	5	150,000.00	150,000.00
Advance To Employees		-	15,880.00
WFP Food Stock		6,183,668.70	8,095,704.00
		78,916,397.59	100,209,549.81
Less: Current Liabilities And Provisions			
Expenses Payable	6	404,839.00	206,744.00
Deductions Payable	7	23,360.00	25,001.00
Recoveries Payable	8	-	-
Other Current Liabilities	9	194,207.00	193,612.00
		622,406.00	425,357.00
Net Current Assets		78,293,991.59	99,784,192.81
TOTAL		78,293,991.59	99,784,192.81


Notes To Accounts

18


Finance Officer
OTELP, I.T.D.A., Balliguda


Project Administrator
I.T.D.A., Balliguda


For C.K. PRUSTY & ASSOCIATES
Chartered Accountants



C.K. Prusty, Partner

ORISSA TRIBAL EMPOWERMENT AND LIVELIHOODS PROGRAMME (OTELP)				
ITDA, BALIGUDA				
INCOME AND EXPENDITURE ACCOUNT FOR THE YEAR				
(A) INCOME	Sch. No.	2010-11	2009-10	
			(Amount in Rs.)	
Funds Received From State Gov't/ Grant in Aid	15	24,610,000.00	55,239,556.00	
World Food Programme Account	16	9,464,640.00	31,537,340.00	
Bank Interest		1,932,522.40	2,131,263.71	
Misc. Income		1,975.00	-	
Beneficiary Contribution	17	4,676,374.00	2,045,903.00	
TOTAL INCOME		40,685,511.40	90,954,062.71	
(B) EXPENDITURE				
Salary & Allowances		2,398,288.00	2,397,360.00	
Other Incremental Operating Cost	10	1,134,982.00	987,895.50	
Technical Assistance Studies Training	11	4,692,216.50	8,197,100.00	
Investment Fund	12	38,511,302.89	33,165,564.66	
Vehicle, Equipment, Material	13	80,363.00	204,050.00	
Grant Fund	14	189,460.93	9,141,447.00	
Development Initiative Fund		3,792,424.00	637,750.00	
WFP Food Consumption		11,376,675.30	23,441,636.00	
Food Handling				
TOTAL EXPENDITURE		62,175,712.62	78,172,803.16	
Excess Of Income Over Expenditure (A-B)		(21,490,201.22)	12,781,259.55	

AA


 Finance Officer
 OTELP, I.T.D.A., Baliguda


 Project Administrator
 I. T. D. A. Baliguda

For C.K. PRUSTY & ASSOCIATES
 Chartered Accountants

 C.K. Prusty, Partner

ORISSA TRIBAL EMPOWERMENT AND LIVELIHOODS PROGRAMME (OTELP)			
ITDA BALIGUDA			
SCHEDULE FOR FIXED ASSETS			
DESCRIPTION	Addition During the Year	Sale / adjustment During the Year	As On 31st March 2011
Buildings		-	786,986.00
Vehicle		-	-
Furniture & Furnishings	13,450.00	-	158,731.00
Electrical Fittings	46,463.00	-	141,853.00
Office Equipments		-	1,865,070.00
Audio Visual Equipments		-	127,690.00
Computers & Peripherals	20,450.00	-	581,761.00
UPS		-	-
Cycle		-	43,560.00
Books		-	780.00
Computers & Peripherals (CWIP)		-	-
Buildings / Audio Visual Instrument (CWIP)		-	-
Weighment for VDC		-	-
TOTAL	80,363.00	-	3,506,431.00
Less Depreciation up to 31/03/2008		-	675,161.29
Value of Fixed Assets Charged To the Respective Loan Category (In Rs.)	80,363.00	-	2,831,269.71

Finance Officer
OTELP, I.T.D.A., Balliguda

Project Administrator
L. T. D. A. Balliguda



ORISSA TRIBAL EMPOWERMENT AND LIVELIHOODS PROGRAMME (OTELP)

ITDA BALIGUDA

BALANCE SHEET SCHEDULES AS ON

<i>Particulars</i>	<i>Sch. No.</i>	<i>31st March 2011</i>	<i>31st March 2010</i>
		<i>(Amount in Rs.)</i>	
Balances With FNGOs	2	2,588,910.25	1,832,085.75
Balances With VDCs	3	44,376,150.83	73,986,808.25
Security Deposit	4	9,475.00	9,475.00
Advances / Receivable	5		
<i>Advance To SCST Dept.</i>			
<i>Advance to SCTI Koraput</i>			-
<i>Advance to MD TDCC (Food Handling)</i>			-
<i>Receivable from ITDA Koraput</i>			-
<i>Advance to Programme Officer KVK (Koraput)</i>			-
<i>Other Advances (For FRC to Sub- Collector)</i>		150,000.00	150,000.00
<i>Interest Accrued but not due</i>			-
Total		150,000.00	150,000.00
Expenses Payable	6		
<i>Salary & remuneration</i>		216,197.00	144,701.00
<i>Wages to Menial Staff</i>		5,220.00	4,000.00
<i>Printing, Xerox and Stationery</i>		655.00	584.00
<i>Vehicle Hire Charges</i>		11,872.00	15,670.00
<i>Vehicle Hire Charges (POL)</i>		5,075.00	3,447.00
<i>Telephone And Fax Charges</i>		3,431.00	3,752.00
<i>House Rent & Water Charges</i>			-
<i>Electricity Charges</i>		2,373.00	1,221.00
<i>Travelling Expenses</i>		52,106.00	-
<i>Journal & Periodicals</i>		110.00	110.00
<i>Office Maintenance</i>			259.00
<i>Meeting , Reviews, M&E & IEC</i>		1,720.00	-
<i>Advertisement Expenses</i>		2,000.00	-
<i>Training Expenses</i>			-
<i>Audit Fees</i>		101,700.00	33,000.00
<i>Professional Charges Payable</i>		2,380.00	-
Total		404,839.00	206,744.00
Deductions Payable	7		
Professional Tax		1,180.00	1,130.00
<i>LIC Premium</i>			155.00
<i>G.P.F</i>		8,000.00	21,000.00
<i>G.I.S</i>			-
<i>Licence Fees</i>			-
<i>House Rent Recovery</i>		200.00	200.00
<i>House Building Advance</i>			-
<i>TDS (Salary)</i>		2,433.00	1,156.00
<i>TDS (Others)</i>		11,547.00	1,360.00
Total		23,360.00	25,001.00
Recoveries Payable	8		
<i>Vehicle Allowance</i>			-
<i>Car Advance</i>			-
<i>Computer Advance</i>			-
<i>G.P.F. Recoveries</i>			-

Motor Cycle Advance		-	-
House Building Advance (Interest)		-	-
Festival Advance		-	-
	Total		
Other Current Liabilities			9
Security Deposit From Contractor & EMD		5,027.00	5,027.00
Security Deposit (Building/ Computer)			-
Loan From Orissa St & SC Dept.			-
Sundry Creditor		8,459.00	8,459.00
Outstanding Liability			-
WFP			-
Grain Bank (CSO Phulbani for training)		45,000.00	90,000.00
Tax deducted at source			-
Community Contribution (Initial Deposit for Bank A/c)		29,255.00	26,305.00
ICRISAT FUND			
Opening Balance		63,821.00	109,417.00
Amount Received		142,005.00	-
Less: Amount Transferred to ITDA's/ FNGO's		-	55,000.00
Less: Amount Spent		(99,360.00)	(100,596.00)
	<i>Sub. Total</i>	106,466.00	63,821.00
	Total	194,207.00	193,612.00


 Finance Officer
 OTELP, I.T.D.A., Balliguda


 Project Administrator
 I. T. D. A. Balliguda



**ORISSA TRIBAL EMPOWERMENT AND LIVELIHOODS PROGRAMME (OTELP)
ITDA, BALIGUDA**

INCOME AND EXPENDITURE SCHEDULES FOR THE YEAR

PARTICULARS	Sch. No.	2010-11	2009-10
Other Incremental Operating Cost	10	(Amount in Rs.)	
Printing, Xerox and Stationery		69,827.00	102,174.00
Vehicle Hire Charges		251,415.00	147,786.00
Vehicle Charges (POL)		167,659.00	155,341.00
Telephone And Fax Charges		42,648.00	42,810.00
HouseRent & Water Charges			-
Electricity Charges		13,759.00	12,347.00
Travelling Expenses		140,352.00	287,753.00
Office Maintenance		9,831.00	200.00
Journals and Periodicals		1,350.00	1,435.00
Postage and Courier Charges		4,235.00	3,000.00
Bank Charges		(9,535.00)	52,243.50
Professional Charges		4,970.00	2,084.00
Repair and Maintenance (Computers)		38,150.00	1,300.00
Repair and Maintenance (Electrical equipments)			-
Repair and Maintenance (Buildings)		28,889.00	15,000.00
Repair and Maintenance (Others)		530.00	-
Meeting, Reviews, M&E & IEC		237,902.00	70,500.00
Advertisement and Publication		10,000.00	27,922.00
Insurance Charges			-
Transportation Charges			-
Audit Fees		123,000.00	66,000.00
Loss on Sale of Fixed Assets			-
Sub Total		1,134,982.00	987,895.50
Technical Assistance Studies Training	11		
Community Empowerment & Management		417,315.00	2,575,586.00
Beneficiary Skill Upgradation		496,779.00	1,579,261.00
Training to the FNGO Staff		507,920.00	167,402.00
Training to the ITDA and PSU Staff			-
FNGO Implementation cost		3,270,202.50	3,652,035.00
RNGO Support for Capacity Building			-
Studies and Consultancies on Livelihood Enhancement			-
Studies and Consultancies on PFM			-
Facilitation Cost for Land Survey And settlement			-
Action research Projects			-
Meeting, Reviews, M&E & IEC			222,816.00
Total		4,692,216.50	8,197,100.00
Investment Fund	12		
Land & water Management		30,858,976.99	26,935,007.21
Agriculture & Horticulture Development		323,753.00	337,910.00
Administrative Cost to the VDC		817,604.60	1,459,911.65
Investment on PFM for adjoining RF		3,896,918.00	1,663,821.00
Community Infrastructure Fund		2,614,050.30	2,768,914.80
Total		38,511,302.89	33,165,564.66
Vehicle, Equipment, Material	13		
Fixed Assets	1	80,363.00	204,050.00
Total		80,363.00	204,050.00
Grant Fund	14		
Live stock & acquaculture development		231,960.93	548,800.00
Rural Financial Services		(42,500.00)	8,592,647.00
Total		189,460.93	9,141,447.00

Finance Officer
OTELP, ITDA, Balliguda

Project Administrator
I. T. D. A. Balliguda



Release to ITDA BALLIGUDA									
Sl. No.	Programme Component	2004-05	2005-06	2006-07	2007-08	2008-09	2009-10	2010-11	TOTAL
1	PROGRAMME MANAGEMENT								
1.1	Salary of OTELP Staff	450,000.00	1,190,000.00	2,000,000.00		1,000,000.00	2,260,000.00	5,800,000.00	12,700,000.00
1.2	Office Running Cost	100,000.00	450,000.00			1,000,000.00	1,334,000.00		2,884,000.00
1.3	Furnitures, Computers and Equipments	576,980.00	320,600.00			122,343.00	200,000.00		1,219,923.00
1.4	Meetings, Reviews, M&E						380,000.00		380,000.00
1.5	For Phase II operation								
	Sub Total	1,126,980.00	1,960,600.00	2,000,000.00	4,609,000.00	2,122,343.00	4,174,000.00	5,800,000.00	21,792,923.00
2	CAPACITY BUILDING FOR EMPOWERMENT								
2.1	Community Empowerment & Management	200,000.00	2,160,000.00	1,300,000.00	5,662,000.00	6,879,000.00			16,201,000.00
2.2	Beneficiary Skill Upgradation			500,000.00		1,738,000.00		1,721,000.00	4,059,000.00
2.3	Training to the FNGO Staffs					550,000.00		1,068,000.00	1,618,000.00
2.4	Training to the ITDA & PSU Staffs								
2.5	FNGO Implementation Cost(ADMIN.COST)		850,000.00	1,623,000.00	1,732,000.00	4,020,000.00	4,020,000.00		12,245,000.00
2.6	RNGO Supprt for Capacity Building								
	Sub Total	200,000.00	3,010,000.00	3,523,000.00	7,394,000.00	13,187,000.00	4,020,000.00	2,789,000.00	34,123,000.00
3	LIVELIHOOD ENHANCEMENT								
3.1	Land & Water Management		4,575,000.00	39,500,000.00	16,580,000.00	30,600,000.00	37,800,000.00	11,411,000.00	140,466,000.00
3.2	Production System Enhancement								
	3.2.1 Agriculture & Horticulture Development				660,000.00	1,127,000.00		510,000.00	2,297,000.00
	3.2.2 Livestock & Aquaculture Development				574,000.00	892,000.00		420,000.00	1,886,000.00
	3.2.3 Rural Financial Services			1,000,000.00	4,804,810.00	8,953,555.00			14,758,365.00
	3.2.4 Additional mobility support to ITDA				72,000.00				72,000.00
3.3	Administrative Cost to the VDC		330,000.00	957,000.00	990,000.00	990,000.00	2,280,000.00	1,980,000.00	7,527,000.00
3.4	Studies & Consultancies on Livelihood Enhancement					16,000.00			16,000.00
	Sub Total		4,905,000.00	41,457,000.00	23,680,810.00	42,578,555.00	40,080,000.00	14,321,000.00	167,022,365.00
4	PARTICIPATORY FOREST MANAGEMENT								
4.1	Investment on PFM for adjoining RF				3,148,000.00	4,000,000.00		1,700,000.00	8,848,000.00
4.2	Studies & Consultancies on PFM								
	Sub Total				3,148,000.00	4,000,000.00		1,700,000.00	8,848,000.00
5	SUPPORT FOR POLICY INITIATIVES								
5.1	Procurement of GPS for Land Survey & Settlement								
5.2	Facilitation Cost for Land Survey and Settlement				400,000.00				400,000.00
5.3	Action Research Projects								
	Sub Total				400,000.00				400,000.00
6	COMMUNITY INFRASTRUTURE FUND		1,400,000.00	3,435,000.00		6,200,000.00	6,965,556.00		18,000,556.00
7	DEVELOPMENT INITIATIVE FUND					10,279,630.00			10,279,630.00
8	FOOD HANDLING		165,000.00	300,000.00	200,000.00				665,000.00
	GRAND TOTAL	1,326,980.00	11,440,600.00	50,715,000.00	39,431,810.00	78,367,528.00	55,239,556.00	24,610,000.00	261,131,474.00
	As per Final Accounts	1,326,980.00	11,440,600.00	50,715,000.00	39,431,810.00	78,367,528.00	55,239,556.00	24,610,000.00	261,131,474.00

Finance Officer
ITDA, Balliguda

Project Administrator
T. D. A. Balliguda



ORISSA TRIBAL EMPOWERMENT & LIVELIHOODS PROGRAMME (OTELP), ITDA, BALLIGUDA

World Food Programme

Sl. No.	Particulars	2005-06		2006-07			2007-08			2008-09			2009-10			2010-11			TOTAL				
		Qty in MT		Amount in Rs.	Qty in MT		Amount in Rs.	Qty in MT		Amount in Rs.	Qty in MT		Amount in Rs.	Qty in MT		Amount in Rs.	Qty in MT		Amount in Rs.	Qty in MT		Amount in Rs.	
		RICE	PULSES		RICE	PULSES		RICE	PULSES		RICE	PULSES		RICE	PULSES		RICE	PULSES		RICE	PULSES		RICE
	Rate Per MT	11000	30000		11000	30000		11000/12000	30000		12000 & 16500	30000		16500	30000		16500/18000	30000					
A	Opening Stock																						
	Balliguda	-	-	-	16.887	0.337	195,855.00	95.330	6.790	1,252,336.00	666.210	2.879	7,964,673.70	418.048	0.851	6,923,273.70	476.218	-	-	7,857,593.70	-	-	
	TOTAL				16.887	0.337	195,855.00	95.330	6.790	1,252,336.00	666.210	2.879	7,964,673.70	418.048	0.851	6,923,273.70	476.218	-	-	7,857,593.70	-	-	
B	RECEIPTS																						
	Balliguda	25.180	1.000	306,980.00	150.000	12.200	2,016,000.00	850.000	10.000	10,200,000.00	436.000	-	7,194,000.00	690.000	-	11,385,000.00	600.000	-	-	9,900,000.00	2751.180	23.200	41,001,980.00
	TOTAL	25.180	1.000	306,980.00	150.000	12.200	2,016,000.00	850.000	10.000	10,200,000.00	436.000	0.000	7,194,000.00	690.000	0.000	11,385,000.00	600.000	0.000	0.000	9,900,000.00	2751.180	23.200	41,001,980.00
C	Consumption																						
	Balliguda	8.293	0.663	111,125.00	71.557	5.746	959,519.00	279.120	13.911	3,487,662.30	684.164	2.028	8,235,400.00	631.828	0.851	10,450,680.00	701.450	-	-	11,573,925.00	2376.412	23.200	34,818,311.30
	TOTAL	8.293	0.663	111,125.00	71.557	5.746	959,519.00	279.120	13.911	3,487,662.30	684.164	2.028	8,235,400.00	631.828	0.851	10,450,680.00	701.450	0.000	0.000	11,573,925.00	2376.412	23.200	34,818,311.30
D	Closing Stock																						
	Balliguda	16.887	0.337	195,855.00	95.330	6.790	1,252,336.00	666.210	2.879	7,964,673.70	418.046	0.851	6,923,273.70	476.218	-	7,857,593.70	374.768	-	-	6,183,668.70	374.768	-	6,183,668.70
	TOTAL	16.887	0.337	195,855.00	95.330	6.790	1,252,336.00	666.210	2.879	7,964,673.70	418.046	0.851	6,923,273.70	476.218	0.000	7,857,593.70	374.768	0.000	0.000	6,183,668.70	374.768	0.000	6,183,668.70

Note-1 FIFO method adopted for price calculation.

Note-2 The WFP Food Grains were earlier accounted for as per the rates communicated by WFP, which are as follows.

Rice	2005-06 to 2008-09	Rs.13000/ MT
	2009-10	Rs.17000/ MT
Pulses	2005-06 to 2009-10	Rs.35000/ MT

Note-3 The WFP Food Grains are now accounted for as per the revised rates communicated by WFP as above.

Note-4 The differential amount is adjusted during the current year 2010-11.

Finance Officer
I.T.D.A., Balliguda

Project Administrator
I. T. D. A. Balliguda



ORISSA TRIBAL EMPOWERMENT AND LIVELIHOODS PROGRAMME (OTELP), ITDA, BALLIGUDA

Beneficiary Contribution					
Sl. No.	Component	Up To 2008-09	2009-10	2010-11	Total
1	Land & Water Management	3,989,996	1,864,238	3,915,668	9,769,902.00
2	Community Infrastructure Fund	594,444	181,665	616,320	1,392,429.00
3	Agriculture & Horticulture Development	-	-	-	-
4	Investment on PFM for Adjoining RF	-	-	82,050.00	82,050.00
5	Technical Assistance Studies & Training	-	-	-	-
6	Community Empowerment & Management	-	-	-	-
7	Development Initiative Fund	-	-	62,336.00	62,336.00
TOTAL (In Rupees)		4,584,440	2,045,903	4,676,374.00	11,306,717.00


Finance Officer
OTELP, I.T.D.A., Balliguda


Project Administrator
I. T. D. A. Balliguda



ORISSA TRIBAL EMPOWERMENT AND LIVELIHOODS PROGRAMME (OTELP)

ITDA , BALIGUDA


RECEIPT AND PAYMENT ACCOUNT FOR THE YEAR

	<i>(Amount In Rs.)</i>	
	2010-11	2009-10
RECEIPTS		
Grant Received		55,239,556.00
Grant In Aid to ITDA's	24,610,000.00	
Bank Interest	333,403.00	1,024,717.00
Misc. Income	1,975.00	
ICRISAT (Advance)		
ICRISAT -Transfer to ITDA's From PSU	142,005.00	55,000.00
ICRISAT -Expenses	-36,000.00	
WFP		
Grain Bank	45,000.00	90,000.00
EMD / Security Deposit- From Contractor		
Quotation Fees		
MGNREGS		
	TOTAL RECEIPTS (A)	56,409,273.00
	25,096,383.00	
PAYMENTS		
Salary & Allowances	2,337,400.00	2,374,897.00
Other Incremental Operating Cost		
Printing, Xerox and Stationery	66,756.00	103,081.00
Vehicle Hire Charges	246,326.00	140,756.00
Vehicle Charges (POL)	166,031.00	151,894.00
Telephone And Fax Charges	42,969.00	39,058.00
House Rent & Water Charges		
Electricity Charges	12,607.00	11,933.00
Travelling Expenses	88,246.00	287,753.00
Office Maintenance	2,670.00	200.00
Journals and Periodicals	1,350.00	1,325.00
Postage and Courier Charges	4,235.00	3,000.00
Bank Charges		235.00
Professional Charges	2,590.00	2,084.00
Repair and Maintenance (Computers)	38,150.00	
Repair and Maintenance (Electrical equipments)		
Repair and Maintenance (Buildings)	28,889.00	15,000.00
Repair and Maintenance (Others)	530.00	
Meeting , Reviews, M&E & IEC	28,156.00	72,900.00
Advertisement and Publication	8,000.00	27,922.00
Insurance Charges		
Transportation Charges		
Audit Fees	43,000.00	33,000.00
	Sub Total	890,141.00
	780,505.00	
Technical Assistance Studies Training		
Community Empowerment & Management		2,575,586.00
Beneficiary Skill Upgradation		1,579,261.00
Training to the FNGO Staff	58,135.00	104,638.00
Training to the ITDA and PSU Staff		
FNGO Implementation cost		3,652,035.00
FNGO Support for Capacity Building		

Studies and Consultancies on Livelihood Enhancement		-
Studies and Consultancies on PFM		-
Facilitation Cost for Land Survey And settlement		-
Action research Projects		-
Meeting , Reviews, M&E & IEC		-
	Sub Total	58,135.00
Investment Fund		
Land & water Management	-	27,569,741.50
SURVEY EQUIPMENTS		-
Agriculture & Horticulture Development		410,830.00
Administrative Cost to the VDC	-	1,259,912.00
Investment on PFM for adjoining RF		1,663,821.00
Community Infrustructure Fund	-	2,657,888.00
	Sub Total	33,562,192.50
Vehicle, Equipment, Material		
Vehicle		
Building		-
Computers / Software	4,450.00	-
UPS		-
Furnitures & Fixtures	13,450.00	-
Electrical Equipment	46,463.00	33,000.00
Office Equipment		150,000.00
Cycles		-
Audio Visual quipments		-
Books		-
	Sub Total	64,363.00
Grant Fund		
Live stock & acquaculture development		520,501.00
Rural Financial Services		8,592,647.00
	Sub Total	9,113,148.00
Development Initiative Fund		637,750.00
Food Handling		-
WFP		-
Grain Bank	90,000.00	-
TDS		-
Advance to VDC	6,620,106.00	41,902,508.50
S.Creditors		-
Advance To FNGO	5,015,567.00	(1,744,364.00)
Advance To TDCC		-
Advance to Commissioner		-
Advance to SCTI Koraput		-
Receivable From ITDA		-
Advance To SCST Dept.		-
Advance to Others	123,900.00	150,000.00
Festival Advance		-
Advance to Staff	617,811.00	265,943.00
	TOTAL PAYMENTS (B)	15,707,787.00
		95,246,736.00
	SURPLUS / (DEFECIT) (C) (A-B)	9,388,596.00
		(38,837,463.00)

Add: Opening Cash / Bank Balance		
(i) Cash In Hand	1,294.00	1,579.00
(ii) Postage In Hand	-	-
(iii) Cash At Bank		
(a) Saving Bank Account	6,118,302.81	54,955,480.81
(b) Short Term Deposit	10,000,000.00	-
(IV) Funds in Transit	-	-
Total (D)	16,119,596.81	54,957,059.81
TOTAL (C+D)	25,508,192.81	16,119,596.81
CLOSING CASH / BANK BALANCE		
(i) Cash In Hand	5,449.00	1,294.00
(ii) Postage In Hand	-	-
(iii) Cash At Bank		
(a) Saving Bank Account	6,502,743.81	6,118,302.81
(b) Short Term Deposit	19,000,000.00	10,000,000.00
(iv) Funds In Transit	-	-
TOTAL (E)	25,508,192.81	16,119,596.81
AA cheque	-	-


 Finance Officer
 OTELP, I.T.D.A., Balliguda


 Project Administrator
 L. T. D. A. Balliguda

For C.K. PRUSTY & ASSOCIATES
 Chartered Accountants


 C.K. Prusty, Partner

**ORISSA TRIBAL EMPOWERMENT AND LIVELIHOODS PROGRAMME
ITDA, BALLIGUDA**

NOTES TO ACCOUNTS

SCHEDULE – 18

1. Accounting Policy:

The accounts have been prepared on accrual basis under the historical cost convention, in accordance with applicable accounting principles in India, mandatory Accounting Standards issued by the Institute of Chartered Accountants of India.

2. VDC / VLSC Bank Reconciliation:

Name of Block	No of VDC	No. of VDC Bank A/c	No of VDC Bank A/c Recon.	No of VLSCs	No of VLSC Bank A/c	No of VLSC Bank A/c Reconciled
Tumudibandh	14	14	12	42	42	38
Kotagarh	15	15	14	33	33	31
Balliguda	10	10	10	31	31	31
K.Nuagaon	10	10	09	21	21	19
Daringbadi	10	10	10	22	22	22
Total	59	59	55	148	148	140

Note : All Bank A/c of VDCs/VLSCs/VSSs are reconciled except the followings:

VDC/VLSC	Block	No. of Bank A/c	Amt. involved
VDC – Sapengada	Tumudibandh	03	Rs.1864666.00
VDC – Janachetana	Tumudibandh	03	Rs. 287584.00
VDC – Jibonjyoti	Kotagarh	03	Rs. 172019.00
VDC - Maa Tarini	K.Nuagaon	03	Rs. 669264.00
Total			Rs.2993533.00

3. Funds received from PSU :

Details as per “ Schedule – 15 ”

4. World Food Programme :

Details as per “ Schedule – 16 ”

5. Beneficiary Contribution:

Details as per “ Schedule – 17 ”

6. Bank Interest earned by FNGO/VDCs/VLSCs/VSSs:

Total amount of interest earned/booked at ITDA/FNGOs/VDCs/VLSCs/VSSs level during the year 2010-11 has been accounted for during the same year. Detailed break-up given hereunder:

ITDA	:	Rs. 3,33,403.00
FNGOs	:	Rs. 25,554.00
VDCs/VLSCs/VSSs	:	<u>Rs.15,73,565.40</u>
Total	:	<u>Rs.19,32,522.40</u>

7. RFS Reconciliation:

Details as per “Annex. – A “

8. VDF Reconciliation:

Details as per “Annex. – B “

9. VDCs Bank Book / Pass Book Balance:

Details as per “Annex. – C “

10. Variances Analysis:

Details as per “Annex. – D”

11. Phase – wise expenditure statement:

Details as per “Annex. – E “

12. Independent Audit of VDC:

The independent Audit of VDCs of phase – I blocks has been undertaken by M/s Sunder Prakash & Co. (Chartered Accountants) from inception to 31st March 2011 , the report of which are awaited.

13. Fixed Asset & Depreciation:

Fixed assets are stated at cost of acquisition, inclusive of direct and allocated expenses. The fixed assets acquired during the year has been charged to Income and Expenditure Account under respective operating line heads. However, the details of purchases are given in schedule – 1.

14. Accounting policies not specifically referred to above are consistent with generally accepted accounting policies.

15. Previous year figures have been rearranged or regrouped wherever necessary.


Finance Officer
OTELP, I.T.D.A., Balliguda


Project Administrator
I. T. D. A. Balliguda



Annex. "A"

**ORISSA TRIBAL EMPOWERMENT AND LIVELIHOODS PROGRAMME (OTELP) , ITDA , BALLIGUDA
RECONCILIATION OF RURAL FINANCIAL SERVICES (RFS) FUND As On 31/03/2011**

	<i>Amount In Rupees</i>
<u>RFS BALANCE AS ON 31/03/2011</u>	
(a) Balance at ITDA	360,908.00
(b) Balance at VDC :	
(i) At RFS Bank Account	9,049,993.00
(ii) At General bank Account (Reconciled)	-
<i>Total (i+ii)</i>	9,049,993.00
(c) Balance with SHG / Beneficiaries	3,888,920.00
(d) SUKG & SCG Money given to SHG	1,426,544.00
(e) With Members (Amount Collected but not Deposited in RFS A/c) (Only Principal)	32,000.00
TOTAL (In Rs.)	14,758,365.00
Amount Transferred from PSU to ITDA (In Rs.)	14,758,365.00
Amount Diverted As per letter No. Dt.	
Balance Amount	
Revolving Fund (@Rs.450/ ha)	11,754,450.00
Start Up Kit Grant (@ Rs.15/ ha)	391,815.00
Seed Capital Grant (@ Rs.100/ ha)	2,612,100.00
Total	14,758,365.00


Finance Officer
OTELP, I.T.D.A., Balliguda


Project Administrator
L. T. D. A. Balliguda



20/09/2010

ORISSA TRIBAL EMPOWERMENT AND LIVELIHOODS PROGRAMME (OTELP), ITDA, BALLIGUDA

VILLAGE DEVELOPMENT FUND- RECONCILIATION

ITDA	Food (WFP) Consumption			Amount to be Generated				Total	Amount Generated	Difference	As Per VDF Pass Book	Fixed Deposit	Insurance Policy	TOTAL
	2005-06 to 2007-08	2008-09 to 2010-11	Total	2005-06 to 2007-08	2008-09 to 2010-11	Total (Rice)	Total (Pulses)							
	In MT.			In Rs.										
Balliguda	358.970	2017.442	2376.412	1,148,704.00	6,724,806.67	7,873,510.67	116,000.00	7,989,510.67	8,017,098.67	27,588.00	8,297,715.78	966,500.00	=	9,264,215.78
Total	358.97	2,017.44	2,376.41	1,148,704.00	6,724,806.67	7,873,510.67	116,000.00	7,989,510.67	8,017,098.67	27,588.00	8,297,715.78	966,500.00	=	9,264,215.78

Note: 1 During the years 2005-06 to 2007-08, 2.5 kg rice @ Rs.8/- and 200 g @ Rs1/-
During the years 2008-09 to 2010-11, 3 kg rice @ Rs.10/-

Note: 2 Amount Generated is as per details available in the Case Records.

Note: 3 Reason for difference between VDF generated and balance shown in VDF A/c:

(i) During the initial years beneficiary contribution received in shape of cash and deposited in the VDF A/c.

(ii) VDF A/c balances includes interest earned from bank during the period.

(iii) Sale proceeds of empty gunny bag deposited in VDF A/c, but not recorded separately.

(iv) In some cases VDF collected from beneficiaries and deposited in VDF A/c, even there is no stock of rice in VDC.

Finance Officer
ITDA, T.D.A., Balliguda

Project Administrator
L. T. D. A. Balliguda




ORISSA TRIBAL EMPOERMENT AND LIVELIHOODS PROGRAMME (OTELP) , ITDA , BALLIGUDA

Details of Bank Balances (In Rupees)

ITDA	Bank Balance (As per Bank Book)				Bank Balance (As per Pass Book)				Remarks
	At ITDA	At FNGO	At VDC/ VLSC	TOTAL	At ITDA	At FNGO	At VDC/ VLSC	TOTAL	
Balliguda	6,502,743.81	1,516,452.67	43,547,004.83	51,566,201.31	8,044,554.81	1,010,375.92	43,389,056.83	52,443,987.56	All Reconciled except 4 VDCs & its VLSCs.
Total	6,502,743.81	1,516,452.67	43,547,004.83	51,566,201.31	8,044,554.81	1,010,375.92	43,389,056.83	52,443,987.56	


 Finance Officer
 OTELP, I.T.D.A, Balliguda


 Project Administrator
 L. T. D. A. Balliguda



**ORISSA TRIBAL EMPOWERMENT AND LIVELIHOODS PROGRAMME (OTELP) , ITDA , BALLIGUDA
VARIANCE ANALYSIS**

Amount In Lakh

Loan Category	Loan Component	For the year 2010 - 11			Year to date 31st March 2011		
		AWPB	Expenditure	Variance	AWPB	Expenditure	Variance
Vii	Salaries and Allowances	33.00	23.98	9.02	122.12	109.77	12.35
Viii	Other Incremental Cost	20.50	11.35	9.15	89.11	49.43	39.68
i	Vehicle , Equipment and Material	4.50	0.80	3.70	23.69	35.06	(11.37)
ii	Technical Assistance , Contractual Services and training	64.16	46.92	17.24	405.70	335.88	69.82
iii	Investment Fund	440.87	338.97	101.90	1,992.77	1,251.10	741.67
iv	Grant Fund	10.55	1.89	8.66	133.14	155.21	(22.07)
Vi	Development Initiative Fund	30.00	37.30	(7.30)	183.98	43.68	140.30
V	Credit Fund	-	-	-	-	-	-
Total		603.58	461.21	142.37	2,950.51	1,980.13	970.38

Note : Beneficiary contribution collected up to March 2011 are not taken in to account during preparation of variance analysis.


Finance Officer
OTELP, I.T.D.A., Balliguda


Project Administrator
I. T. D. A. Balliguda



Annex. " E "

ORISSA TRIBAL EMPOWERMENT AND LIVELIHOODS PROGRAMME (OTELP) , ITDA , BALLIGUDA				
STATEMENT OF PHASE -WISE / COMPONENT - WISE EXPENDITURE UP TO 31/03/2011				
Sl. No.	Component/ Expenditure Head	Phase - I	Phase - II	Amount In Rupees
				Total Expenditure
1	Salary & Allowances	8,130,047.00	2,847,952.00	10,977,999.00
2	Other Incremental Operating Cost	3,689,078.00	1,253,566.50	4,942,644.50
3	Technical Assistance Studies Training	18,748,368.00	14,838,747.75	33,587,115.75
4	Investment Fund	103,440,936.85	32,912,708.50	136,353,645.35
5	Vehicle, Equipment, Material	2,228,610.00	1,277,821.00	3,506,431.00
6	Grant Fund	6,461,276.93	9,059,662.00	15,520,938.93
7	Development Initiative Fund	4,430,174.00	-	4,430,174.00
8	Food Handling	482,591.00	-	482,591.00
9	WFP Food Stock Consumption Account	24,426,871.05	10,391,440.25	34,818,311.30
Total		172,037,952.83	72,581,898.00	244,619,850.83

Finance Officer
ITDA, Balliguda

Project Administrator
L. T. D. A. Balliguda

