

FINAL ACCOUNT
ITDA-GUNUPUR (OTELP)
F.Y - 2010-11

ORISSA TRIBAL EMPOWERMENT AND LIVELIHOODS PROGRAMME (OTELP)
ITDA GUNUPUR
BALANCE SHEET AS ON

<u>LIABILITIES</u>	Sch. No.	(Amount in Rs.)	
		31st March 2011	31st March 2010
CAPITAL FUND			
As per Last Balance Sheet		34,303,920.00	12,362,321.00
Add: Surplus - Excess of Income Over Expenditure		7,971,506.50	21,941,599.00
TOTAL		42,275,426.50	34,303,920.00

ASSETS

Current Assets Loans Advances

Cash/ Postage In Hand		575.00	712.00
Cash At Bank-Saving Bank Account		10,084,526.00	29,727,128.00
Cash At Bank-Short Term deposit		1,240,000.00	-
Balances With FNGOs	2	1,056,929.00	947,157.00
Balances With VDCs	3	27,757,415.00	-
Security Deposit	4	-	-
Advances / Receivable	5	1,285,476.00	1,263,894.00
Advance To Employees		5,120.00	-
WFP Food Stock		1,184,353.50	2,550,000.00
		42,614,394.50	34,488,891.00

Less: Current Liabilities And Provisions

Expenses Payable	6	330,018.00	169,471.00
Deductions Payable	7	8,950.00	15,500.00
Recoveries Payable	8	-	-
Other Current Liabilities	9	-	-
		338,968.00	184,971.00

Net Current Assets

42,275,426.50

34,303,920.00

TOTAL


42,275,426.50

34,303,920.00

Notes To Accounts

18


FINANCE OFFICER
I.T.D.A; O.T.E.L.P.
GUNUPUR


PROJECT ADMINISTRATOR
I.T.D.A; O.T.E.L.P.
GUNUPUR

For C.K. PRUSTY & ASSOCIATES
Chartered Accountants


C.K. Prusty, Partner

ORISSA TRIBAL EMPOWERMENT AND LIVELIHOODS PROGRAMME (OTELP)
ITDA GUNUPUR
INCOME AND EXPENDITURE ACCOUNT FOR THE YEAR

(A) INCOME	Sch. No.	2010-11	2009-10
(Amount in Rs.)			
Funds Received From State Gov't Grant in Aid	15	39,652,030.00	33,713,747.00
World Food Programme Account	16	2,400,000.00	2,550,000.00
Bank Interest		1,023,844.00	274,260.00
Misc. Income			-
Beneficiary Contribution	17	871,156.00	-
TOTAL INCOME		43,947,030.00	36,538,007.00

(B) EXPENDITURE

Salary & Allowances		2,285,763.00	2,011,155.00
Other Incremental Operating Cost	10	1,088,900.00	783,361.00
Technical Assistance Studies Training	11	8,053,809.00	10,296,603.00
Investment Fund	12	17,756,542.00	-
Vehicle, Equipment, Material	13	1,344,613.00	1,505,289.00
Grant Fund	14	1,599,800.00	-
Development Initiative Fund		80,450.00	-
WFP Food Consumption		3,765,646.50	-
Food Handling		-	-
TOTAL EXPENDITURE		35,975,523.50	14,596,408.00
Excess Of Income Over Expenditure (A-B)		7,971,506.50	21,941,599.00


FINANCE OFFICER
I.T.D.A. O.T.E.L.P.
GUNUPUR


PROJECT ADMINISTRATOR
I.T.D.A. O.T.E.L.P.
GUNUPUR

For C.K. PRUSTY & ASSOCIATES
Chartered Accountants


C.K. Prusty, Partner

ORISSA TRIBAL EMPOWERMENT AND LIVELIHOODS PROGRAMME (OTELP)
ITDA GUNUPUR
SCHEDULE OF FIXED ASSETS Sch-1

DESCRIPTION	As On 1st April 2010	Addition During the Year	Sale / adjustme nt During the Year	As On 31st March 2011
Buildings	1,236,106.00	993,663.00	-	2,229,769.00
Vehicle			-	-
Furniture & Furnishings	221,304.00	-	-	221,304.00
Electrical Fittings	-	-	-	-
Office Equipments	-	340,000.00	-	340,000.00
Audio Visual Equipments	-	-	-	-
Computers & Peripherals	47,879.00	10,950.00	-	58,829.00
UPS	-	-	-	-
Cycle	-	-	-	-
Books	-	-	-	-
Computers & Peripherals (CWIP)	-	-	-	-
Buildings / Audio Visual Instrument (CWIP)	-	-	-	-
Weighment for VDC	-	-	-	-
TOTAL	1,505,289.00	1,344,613.00	-	2,849,902.00

Less Depreciation up to 31/03/2008

-	-	-	-
---	---	---	---

Value of Fixed Assets Charged To the Respective
Loan Category (In Rs.)

1,505,289.00	1,344,613.00	-	2,849,902.00
---------------------	---------------------	----------	---------------------



M. S. Jena
FINANCE OFFICER
I.T.D.A. O.T.E.L.P.
GUNUPUR


[Signature]
PROJECT ADMINISTRATOR
I.T.D.A. O.T.E.L.P.
GUNUPUR

ORISSA TRIBAL EMPOWERMENT AND LIVELIHOODS PROGRAMME (OTELP)


ITDA GUNUPUR

BALANCE SHEET SCHEDULES AS ON

Particulars	Sch. No.	31st March 2011	31st March 2010
		(Amount in Rs.)	
Balances With FNGOs	2	1,056,929.00	947,157.00
Balances With VDCs	3	27,757,415.00	-
Security Deposit	4	-	-
Advances / Receivable	5		
Advance To SCST Dept.		-	-
Advance to SCTI Koraput		-	-
Advance to MD TDCC (Food Handling)		-	-
Receivable from ITDA Koraput		-	-
Advance to Programme Officer KVK (Koraput)		-	-
Other Advances (Building)		1,270,231.00	1,263,894.00
Interest Accrued but not due		15,245.00	-
Total		1,285,476.00	1,263,894.00
Expenses Payable	6		
Salary & Remuneration		153,018.00	126,259.00
Wages to Menial Staff		3,000.00	2,700.00
Printing, Xerox and Stationery		-	1,254.00
Vehicle Hire Charges		16,000.00	-
Vehicle Hire Charges (POL)		-	38,354.00
Telephone And Fax Charges		-	904.00
House Rent & Water Charges		-	-
Electricity Charges		-	-
Travelling Expenses		-	-
Journal & Periodicals		-	-
Office Maintenance		-	-
Meeting , Reviews, M&E & IEC		-	-
Advertisement Expenses		-	-
Training Expenses		-	-
Audit Fees		158,000.00	-
Professional Charges Payable		-	-
Total		330,018.00	169,471.00
Deductions Payable	7		
Professional Tax		950.00	1,050.00
LIC Premium		-	-
G.P.F		7,000.00	12,000.00
G.I.S		-	-
Licence Fees		-	450.00
House Rent Recovery		-	-
House Building Advance		-	-
TDS (Salary)		1,000.00	2,000.00
TDS (Others)		-	-
Total		8,950.00	15,500.00
Recoveries Payable	8		
Vehicle Allowance		-	-
Car Advance		-	-
Computer Advance		-	-
G.P.F. Recoveries		-	-
Motor Cycle Advance		-	-
House Building Advance (Interest)		-	-


 PROJECT OFFICER
 ITDA GUNUPUR
 GUNUPUR




 PROJECT OFFICER
 ITDA GUNUPUR
 GUNUPUR

Festival Advance

Total

-	-
---	---

Other Current Liabilities

9

Security Deposit From Contractor & EMD

Security Deposit (Building/Computer)

Loan From Orissa St & SC Dept.

Sundry Creditor

Outstanding Liability

WFP

Grain Bank

Tax deducted at source

Community Contribution (Initial Deposit for Bank A/c)

ICRISAT FUND

Opening Balance

Amount Received

Less: Amount Transferred to ITDA's/ FNGO's

Less: Amount Spent

-	-
-	-
-	-
-	-
-	-
-	-
-	-
-	-
-	-
-	-
-	-
-	-
-	-
-	-
-	-

Sub.Total

Total

-	-
---	---

M. Prusty
FINANCE OFFICER
I.T.D.A; O.T.E.L.P.
GUNUPUR

L. Prusty
PROJECT ADMINISTRATOR
I.T.D.A; O.T.E.L.P.
GUNUPUR



ORISSA TRIBAL EMPOWERMENT AND LIVELIHOODS PROGRAMME (OTELP)
ITDA GUNUPUR
INCOME AND EXPENDITURE SCHEDULES FOR THE YEAR

PARTICULARS	Sch. No.	2010-11	2009-10
Other Incremental Operating Cost	10	(Amount in Rs.)	
Printing, Xerox and Stationery		14,260.00	34,436.00
Vehicle Hire Charges		327,858.00	246,917.00
Vehicle Charges (POL.)		215,540.00	154,534.00
Telephone And Fax Charges		11,924.00	9,736.00
HouseRent & Water Charges		-	-
Electricity Charges		832.00	-
Travelling Expenses		160,486.00	215,008.00
Office Maintenance		3,247.00	750.00
Journals and Periodicals		-	-
Postage and Courier Charges		2,147.00	1,288.00
Bank Charges		9,477.00	11,262.00
Professional Charges		-	350.00
Repair and Maintenance (Computers)		5,475.00	-
Repair and Maintenance (Electrical equipments)		-	-
Repair and Maintenance (Buildings)		-	-
Repair and Maintenance (Others)		-	-
Meeting , Reviews, M&E & IEC		138,552.00	77,430.00
Advertisement and Publication		26,774.00	26,190.00
Insurance Charges		-	-
Transportation Charges		14,328.00	5,460.00
Audit Fees		158,000.00	-
Loss on Sale of Fixed Assets		-	-
Sub Total		1,088,900.00	783,361.00


Technical Assistance Studies Training	11		
Community Empowerment & Management		2,336,497.00	5,511,708.00
Beneficiary Skill Upgradation		1,354,202.00	75,675.00
Training to the FNGO Staff		547,661.00	369,847.00
Training to the ITDA and PSU Staff		-	-
FNGO Implementation cost		3,815,449.00	4,259,539.00
RNGO Support for Capacity Building		-	-
Studies and Consultancies on Livelihood Enhancement		-	-
Studies and Consultancies on PFM		-	-
Facilitation Cost for Land Survey And settlement		-	-
Action research Projects		-	-
Meeting , Reviews, M&E & IEC		-	79,834.00
Total		8,053,809.00	10,296,603.00


Investment Fund	12		
Land & water Management		7,598,271.00	-
Agriculture & Horticulture Development		724,493.00	-
Administrative Cost to the VDC		1,097,830.00	-
Investment on PFM for adjoining RF		-	-
Community Infrastructure Fund		8,335,948.00	-
Total		17,756,542.00	-

Vehicle, Equipment, Material	13		
Fixed Assets	1	1,344,613.00	1,505,289.00
Total		1,344,613.00	1,505,289.00

Grant Fund	14		
Live stock & aquaculture development		601,500.00	-
Rural Financial Services		998,300.00	-
Total		1,599,800.00	-




FINANCE OFFICER
I.T.D.A; O.T.E.L.P.
GUNUPUR


PROJECT ADMINISTRATOR
I.T.D.A; O.T.E.L.P.
GUNUPUR

ORISSA TRIBAL EMPOWERMENT AND LIVELIHOODS PROGRAMME (OTELP)

ITDA GUNUPUR

RECEIPT AND PAYMENT ACCOUNT FOR THE YEAR

(Amount In Rs.)

RECEIPTS	2010-11	2009-10
Grant Received		
Grant In Aid to ITDA's	39,652,030.00	33,713,747.00
Bank Interest	623,493.00	184,758.00
Misc. Income	-	-
ICRISAJ (Advance)	-	-
ICRISAT -Transfer to ITDA's From PSU	-	-
ICRISAT -Expenses	-	-
WFP	-	-
Grain Bank	-	-
EMD / Security Deposit- From Contractor	-	-
Quotation Fees	-	-
MGNREGS		
TOTAL RECEIPTS (A)	40,275,523.00	33,898,505.00

PAYMENTS

Salary & Allowances	2,119,515.00	1,917,046.00
--------------------------------	---------------------	---------------------

Other Incremental Operating Cost


Printing, Xerox and Stationery	14,260.00	22,682.00
Vehicle Hire Charges	311,858.00	246,917.00
Vehicle Charges (POL)	215,540.00	116,180.00
Telephone And Fax Charges	11,924.00	8,832.00
House Rent & Water Charges	-	-
Electricity Charges	832.00	-
Travelling Expenses	160,486.00	215,008.00
Office Maintenance	3,247.00	750.00
Journals and Periodicals	-	-
Postage and Courier Charges	2,147.00	1,288.00
Bank Charges	1,113.00	300.00
Professional Charges	-	350.00
Repair and Maintenance (Computers)	5,475.00	-
Repair and Maintenance (Electrical equipments)	-	-
Repair and Maintenance (Buildings)	-	-
Repair and Maintenance (Others)	-	-
Meeting , Reviews, M&E & IEC	138,552.00	157,264.00
Advertisement and Publication	26,774.00	26,190.00
Insurance Charges	-	-
Transportation Charges	14,328.00	5,460.00
Audit Fees	-	-
Sub Total	906,536.00	801,221.00

Technical Assistance Studies Training

Community Empowerment & Management	-	-
Beneficiary Skill Upgradation	-	-
Training to the FNGO Staff	547,661.00	369,847.00
Training to the ITDA and PSU Staff	-	-
FNGO Implementation cost	-	-
RNGO Support for Capacity Building	-	-
Studies and Consultancies on Livelihood Enhancement	-	-
Studies and Consultancies on PFM	-	-
Facilitation Cost for Land Survey And settlement	-	-


FINANCE OFFICER
ITDA, OTELP




PROJECT ADMINISTRATOR
ITDA, OTELP
GUNUPUR

Action research Projects -
Meeting , Reviews, M&E & IEC -

Sub Total 547,661.00 369,847.00

Investment Fund

Land & water Management -

SURVEY EQUIPMENTS 340,000.00 -

Agriculture & Horticulture Development -

Administrative Cost to the VDC -

Investment on PFM for adjoining RF -

Community Infrastructure Fund -

Sub Total 340,000.00 -

Vehicle, Equipment, Material

Vehicle -

Building -

Computers / Software 10,950.00 47,879.00

UPS -

Furnitures & Fixtures - 221,304.00

Electrical Equipment -

Office Equipment -

Cycles -

Audio Visual quipments -

Books -

Sub Total 10,950.00 269,183.00

Grant Fund

Live stock & acquaculture development -

Rural Financial Services -

Sub Total - -

Development Initiative Fund

Food Handling

WFP -

Grain Bank

TDS -

Advance to VDC 45,986,474.00

S.Creditors/ OL 184,971.00

Advance To FNGO 7,575,755.00 10,715,539.00

Advance To TDCC

Advance to Commissioner

Advance to SCTI Koraput

Receivable From ITDA

Advance To SCST Dept.

Advance to Others (Building) 1,000,000.00 2,500,000.00

Festival Advance -

Advance to Staff 6,400.00 (3,300.00)

TOTAL PAYMENTS (B) 58,678,262.00 16,569,536.00



[Signature]
FINANCE OFFICER
I.T.D.A; O.T.E.L.P.
GUNUPUR

[Signature]
PROJECT ADMINISTRATOR
I.T.D.A; O.T.E.L.P.
GUNUPUR

SURPLUS / (DEFECIT) (C) (A-B)

-18,402,739.00

17,328,969.00

Add: Opening Cash / Bank Balance

(i) Cash In Hand	712.00	-
(ii) Postage In Hand	-	-
(iii) Cash At Bank	-	-
(a) Saving Bank Account	29,727,128.00	12,398,871.00
(b) Short Term Deposit	-	-
(IV) Funds In Transit	-	-
Total (D)	29,727,840.00	12,398,871.00


TOTAL (C+D)


11,325,101.00

29,727,840.00

CLOSING CASH / BANK BALANCE

(i) Cash In Hand	-	712.00
(ii) Postage In Hand	575.00	-
(iii) Cash At Bank	-	-
(a) Saving Bank Account	10,084,526.00	29,727,128.00
(b) Short Term Deposit	1,240,000.00	-
(iv) Funds In Transit	-	-
TOTAL (E)	11,325,101.00	29,727,840.00


FINANCE OFFICER
I.T.D.A; O.T.E.L.P.
GUNUPUR


PROJECT ADMINISTRATOR
I.T.D.A; O.T.E.L.P.
GUNUPUR

For C.K. PRUSTY & ASSOCIATES
Chartered Accountants


C.K. Prusty Partner

Release to ITDA GUNUPUR


Sl. No.	Programme Component	2004-05	2005-06	2006-07	2007-08	2008-09	2009-10	2010-11	TOTAL
1	PROGRAMME MANAGEMENT								
1.1	Salary of OTELP Staff	-	-	-	-	500,000	1,130,000	3,085,500	4,715,500
1.2	Office Running Cost	-	-	-	-	500,000	607,000	-	1,107,000
1.3	Furnitures, Computers and Equipments	-	-	-	-	3,000,000	350,000	1,000,000	4,350,000
1.4	Meetings, Reviews, M&E	-	-	-	-	-	115,000	-	115,000
1.5	For Phase II operation	-	-	-	-	-	-	-	-
	Sub Total	-	-	-	-	4,000,000	2,202,000	4,085,500	10,287,500
2	CAPACITY BUILDING FOR EMPOWERMENT								
2.1	Community Empowerment & Management	-	-	-	-	4,000,000	1,846,375	3,203,870	9,050,245
2.2	Beneficiary Skill Upgradation	-	-	-	-	-	463,000	2,174,750	2,637,750
2.3	Training to the FNGO Staffs	-	-	-	-	-	594,000	1,043,910	1,637,910
2.4	Training to the ITDA & PSU Staffs	-	-	-	-	-	-	-	-
2.5	FNGO Implementation Cost(ADMIN.COST)	-	-	-	-	4,355,000	4,020,000	1,440,000	9,815,000
2.6	RNGO Supprt for Capacity Building	-	-	-	-	-	-	-	-
	Sub Total	-	-	-	-	8,355,000	6,923,375	7,367,530	23,140,905
3	LIVELIHOOD ENHANCEMENT								
3.1	Land & Water Management	-	-	-	-	-	10,000,000	17,200,000	27,200,000
3.2	Production System Enhancement	-	-	-	-	-	-	-	-
	3.2.1 Agriculture & Horticulture Development	-	-	-	-	-	900,000	0	900,000
	3.2.2 Livestock & Acquaculture Development	-	-	-	-	100,000	800,000	0	900,000
	3.2.3 Rural Financial Services	-	-	-	-	-	2,888,372	7,394,000	10,282,372
	3.2.4 Additional mobility support to ITDA	-	-	-	-	-	-	-	-
3.3	Adminstrative Cost to the VDC	-	-	-	-	-	-	1,650,000	1,650,000
3.4	Studies & Consultancies on Livelihood Enhancement	-	-	-	-	-	-	-	-
	Sub Total	-	-	-	-	100,000	14,588,372	26,244,000	40,932,372
4	PARTICIPATORY FOREST MANAGEMENT								
4.1	Investment on PFM for adjoining RF	-	-	-	-	-	-	-	-
4.2	Studies & Consultancies on PFM	-	-	-	-	-	-	-	-
	Sub Total	-	-	-	-	-	-	-	-
5	SUPPORT FOR POLICY INITIATIVES								
5.1	Procurement of GPS for Land Survey & Settlement	-	-	-	-	-	-	-	-
5.2	Facilitation Cost for Land Survey and Settlement	-	-	-	-	-	-	-	-
5.3	Action Research Projects	-	-	-	-	-	-	-	-
	Sub Total	-	-	-	-	-	-	-	-
6	COMMUNITY INFRASTRUTURE FUND						10,000,000	1,460,000	11,460,000
7	DEVELOPMENT INITIATIVE FUND								
8	FOOD HANDLING								
	GRAND TOTAL	-	-	-	-	12,455,000	33,713,747	39,652,030	85,820,777

Final Accounts 2010-11- submitted to PSU


FINANCE OFFICER
 I.T.D.A: O.T.E.L.P.
 GUNUPUR

Release to ITDA




PROJECT ADMINISTRATOR
 I.T.D.A; O.T.E.L.P.
 GUNUPUR

9/20/2011

ORISSA TRIBAL EMPOWERMENT & LIVELIHOODS PROGRAMME

World Food Programme

Sl. No.	Particulars	2005-06		2006-07			2007-08			2008-09			2009-10			2010-11			TOTAL			
		Qty in MT		Amount in	Qty in MT		Amount in	Qty in MT		Amount in	Qty in MT		Amount in	Qty in MT		Amount in	Qty in MT		Amount in	Qty in MT		Amount in
		RICE	S		RICE	S		RICE	S		RICE	PULSES		RICE	PULSES		RICE	PULSES		RICE	S	
	Rate Per MT	11000	30000		11000	30000		11000/12000	30000		12000 & 16500	30000		16500	30000		16500/18000	30000				
A	Opening Stock																					
	Gunupur	-	-	-	-	-	-	-	-	-	-	-	-	-	-	-	150.000	-	2,475,000.00	-	-	
	TOTAL	-	-	-	-	-	-	-	-	-	-	-	-	-	-	-	150.000	-	2,475,000.00	-	-	
B	RECEIPTS																					
	Gunupur	-	-	-	-	-	-	-	-	-	-	-	150.000	-	2,475,000.00	150.000	-	2,475,000.00	300.000	-	4,950,000.00	
	TOTAL	0.000	0.000	-	0.000	0.000	-	0.000	0.000	-	0.000	-	150.000	-	2,475,000.00	150.000	-		300.000	0.000	4,950,000.00	
C	Consumption																					
	Gunupur	-	-	-	-	-	-	-	-	-	-	-	-	-	-	-	228.221	-	3,765,646.50	228.221	-	3,765,646.50
	TOTAL	0.000	0.000	-	0.000	0.000	-	0.000	0.000	-	0.000	0.000	0.000	0.000	-	228.221	-		228.221	0.000	3,765,646.50	
D	Closing Stock																					
	Gunupur	-	-	-	-	-	-	-	-	-	-	-	150.000	-	2,475,000.00	71.779	-	1,184,353.50	71.779	-	1,184,353.50	
	TOTAL	0.000	0.000	-	0.000	0.000	-	0.000	0.000	-	0.000	0.000	150.000	-	2,475,000.00	71.779	-	1,184,353.50	71.779	-	1,184,353.50	

Note-1 FIFO method adopted for price calculation.

Note-2 The WFP Food Grains were earlier accounted for as per the rates communicated by WFP, which are as follows.

Rice 2005-06 to 2009-10 Rs.130

2009-10 Rs.170

Pulses 2005-06 to 2009-10 Rs.350

The WFP Food Grains are now accounted for as per the revised rates communicated by WFP as above.


The differential amount is adjusted during the current year.


[Signature]
 FINANCE OFFICER wfp2010-11
 I.T.D.A; O.T.E.L.P.
 GUNUPUR



[Signature]
 PROJECT ADMINISTRATOR
 I.T.D.A; O.T.E.L.P.
 GUNUPUR

Sch 17		ITDA Gunupur			
Beneficiary Contribution					
Sl. No.	Component	Up To 2008-09	2009-10	2010-11	Total
1	Land & Water Management	-	-	344,670	344,670
2	Community Infrastructure Fund	-	-	526,486	526,486
3	Agriculture & Horticulture Development	-	-	-	-
4	Investment on PFM for Adjoining RF	-	-	-	-
5	Technical Assistance Studies & Training	-	-	-	-
6	Community Empowerment & Management	-	-	-	-
7	Development Initiative Fund	-	-	-	-
TOTAL in Rs.		-	-	871,156	871,156


 FINANCE OFFICER
 I.T.D.A. O.T.E.L.P.
 GUNUPUR


 PROJECT ADMINISTRATOR
 I.T.D.A. O.T.E.L.P.
 GUNUPUR



ORISSA TRIBAL EMPOWERMENT & LIVELIHOOD PROGRAMME, OTELP, GUNUPUR

NOTES ON ACCOUNTS

SCHEDULE – 18:

1. **Accounting Policy:**

The accounts have been prepared on accrual basis under the historical cost convention, in accordance with applicable accounting principles in india, mandatory accounting standards issued by the institute of Chartered accountants of India.

2. **VDC/VLSC Reconciliation:**

NAME OF THE BLOCK	NO OF VDC	NO OF BANK A/C (VDC)	NO OF BANK A/C RECONCILED (VDC)	NO OF VLSC	NO OF BANK A/C (VLSC)	NO OF BANK A/C RECONCILED
Gudari	10	10	10	34	0	0
Muniguda	10	10	10	46	13	13
Chandrapur	10	10	10	25	16	16
BisamCuttack	10	10	10	34	9	9
Kashipur	10	10	10	6	2	2
Total	50	50	50	145	40	40

3. **World Food Programme:** Schedule - 16

4. **Beneficiary Contribution:** Schedule – 17

5. **Bank Interest:**

During the Financial year bank interest earned by the VDC/VLSC, F-NGO and ITDA which are given under.

ITDA – 6,38,738/-, VDC/VLSC – 3,40,575/-, F-NGO – 44,531/-

6. **RFS Reconciliation:** “Annexure – A”


7. **VDF Reconciliation:** “Annexure – B”

8. **Cash & Bank Balances:** “Annexure – C”


9. **Variance Analysis:** “Annexure – D”

10. **Independent Audit:**

The Independent Audit has been done for three blocks out of total five blocks for three quarters. The remaining quarter audit report is awaited.


FINANCE OFFICER
I.T.D.A; O.T.E.L.P.
GUNUPUR




PROJECT ADMINISTRATOR
I.T.D.A; O.T.E.L.P.
GUNUPUR

11. **Fixed Assets & Depreciation:**


Fixed Assets are stated at cost of acquisition, inclusive of direct and allocated expenses. The fixed assets acquired during the year have been charged to income & expenditure account under respective operative line heads. However the details of purchase & sales etc are available at Schedule I.


12. **Staff Advances:**

Rs.6,400/- has been advanced to Mr. B.B. Biswal, PO (PME) towards Group Insurance Scheme (GIS) and deposited in Government treasury in the month of February 2011. The same has been deducting from salary on 10 equal installments. Rs.1280/- is being adjusted during the financial year and Rs.5,120/- is standing as advances.

Date:

Gunupur



FINANCE OFFICER
I.T.D.A; O.T.E.L.P.
GUNUPUR


PROJECT ADMINISTRATOR
I.T.D.A; O.T.E.L.P.
GUNUPUR



Annex "A"	
RECONCILIATION OF RURAL FINANCIAL SERVICES (RFS) FUND. As On 31/03/2011	
	Gunupur
RFS BALANCE AS ON 31/03/2011	
(a). Balance at ITDA	3,228,398
(b). Balance at VDC	
(i) At RFS Bank Account	6,055,674
(ii) At General bank Account (Reconciled)	-
Total (i+ii)	6,055,674
(c). Balance with SHG / Beneficiaries	-
(d) -SUKG & SCG Money given to SHG	998,300
(e) With Members (Amount Collected but not Deposited in RFS A/c) (Only Principle)	
TOTAL (In Rs.)	10,282,372
Amount Transferred from PSU (In Rs.)	10,282,372
Amount Diverted As per letter No. Dt.	
Balance Amount	
Revolving Fund (@Rs.450/ ha)	7,394,000.00
Start Up Kit Grant (@ Rs.15/ ha)	376,744
Seed Capital Grant (@ Rs.100/ ha)	2,511,628
Total	10,282,372


FINANCE OFFICER
 I.T.D.A; O.T.E.L.P.
 GUNUPUR


PROJECT ADMINISTRATOR
 I.T.D.A; O.T.E.L.P.
 GUNUPUR



Annexure 13)

VILLAGE DEVELOPMENT FUND- RECONCILIATION														
ITDA	Food (WFP) Consumption			Amount to be Generated					Amount Generated In Rs.	Difference In Rs.	As Per VDF Pass Book In Rs.	Fixed Deposit In Rs.	Insurance Policy In Rs.	TOTAL In Rs.
	2005-06 to 2007-08	2008-09 to 2010-11	Total	2005-06 to 2007-08	2008-09 to 2010-11	Total (Rice)	Total (Pulses)	Total						
	In MT.			In Rs.										
Gunupur	-	228.221	228.221	-	760,736.67	760,736.67	-	760,736.67	807,587.00	46,850.33	558,469.00	-	-	558,469.00
TOTAL	0.000	228.221	228.221	-	760,736.67	760,736.67	-	760,736.67	807,587.00	46,850.33	558,469.00	#REF!	#REF!	558,469.00
Note: 1	During the years 2005-06 to 2007-08, 2.5 kg rice @ Rs.8/- and 200 g @ Rs1/-													
	During the years 2008-09 to 2010-11, 3 kg rice @ Rs.10/-													
Note: 2	Amount Generated is as per details available in the Case Records.													



[Signature]
FINANCE OFFICER
I.T.D.A. O.T.E.L.P.
GUNUPUR

[Signature]
PROJECT ADMINISTRATOR
I.T.D.A. O.T.E.L.P.
GUNUPUR


Annexure - (1)

Details of Bank Balances (in Rs.)

ITDA	Bank Balance (As per Bank Book)				Bank Balance (As per Pass Book)				Remarks
	At ITDA	At FNGO	At VDC/ VLSC	TOTAL	At ITDA	At FNGO	At VDC/ VLSC	TOTAL	
Gunupur	10,084,526.00	974,966.00	21,660,824.00	32,720,316.00	10,101,685.00	1,635,816.00	22,596,376.00	34,333,877.00	Reconciled
TOTAL	10,084,526.00	974,966.00	21,660,824.00	32,720,316.00	10,101,685.00	1,635,816.00	22,596,376.00	34,333,877.00	


FINANCE OFFICER
I.T.D.A; O.T.E.L.P.
GUNUPUR




PROJECT ADMINISTRATOR
I.T.D.A; O.T.E.L.P.
GUNUPUR

ORISSA TRIBAL EMPOWERMENT & LIVELIHOOD PROGRAMME

ITDA - GUNUPUR

Category Code	Loan Category	During the Year - 2010-11			Cumulative Variances as on 31/03/2011		
		Budget	Expenditure	Variance	Budget	Expenditure	Variance
I	Vehicles, equipments and Materials	1,000,000.00	1,344,613.00	(344,613.00)	4,700,000.00	2,849,902.00	1,850,098.00
II	Technical Assistance, Contractual Services, Studies and training	9,710,000.00	8,053,809.00	1,656,191.00	25,635,000.00	18,350,412.00	7,284,588.00
III	Investment Fund	39,746,000.00	17,756,542.00	21,989,458.00	58,742,000.00	17,756,542.00	40,985,458.00
IV	Grant Fund	2,500,000.00	1,599,800.00	900,200.00	17,925,000.00	1,599,800.00	16,325,200.00
V	Credit Fund	-	-	-	-	-	-
VI	Development Initiative Fund	5,000,000.00	80,450.00	4,919,550.00	12,000,000.00	80,450.00	11,919,550.00
VII	Salaries & Allowances	3,358,000.00	2,285,763.00	1,072,237.00	6,118,000.00	4,389,597.00	1,728,403.00
VIII	Other Incremental Operating Cost	1,813,000.00	1,088,900.00	724,100.00	3,757,000.00	1,872,261.00	1,884,739.00
Total		63,127,000.00	32,209,877.00	30,917,123.00	128,877,000.00	46,898,964.00	81,978,036.00

M. S. Jaiswal
F.O., ITDA-Gunupur